

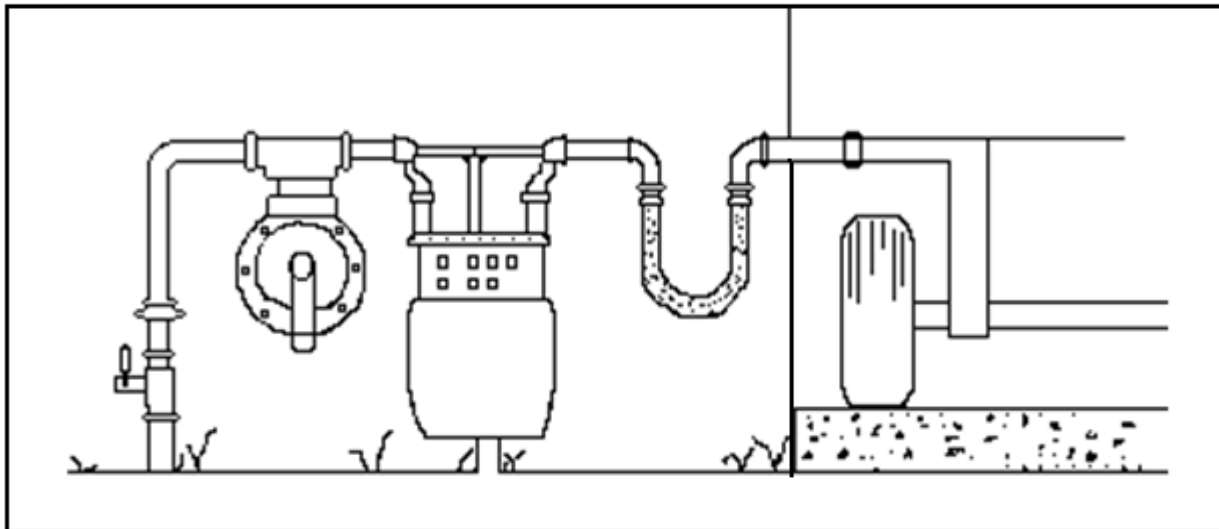
Indiana Interpretation of 410 IAC 6-6-10: Gas Facilities

Indiana State Department of Health Rule 410 IAC 6-6-10 requires all components of a gas supply to a mobile home be protected by proper location or other means of support. This section also requires gas service to be installed in a safe condition. Since specific requirements are not detailed in the rule, the purpose of this document is to provide guidance in determining if gas installations meet the objective of the rule.

Meter Risers Installed on Individual Lots

- Where natural gas risers are provided on each lot, the riser must be placed in the rear one-third section of the site and not less than 18 inches from the roadside wall of the mobile home.
- The gas riser must be located and protected or supported so as to minimize the likelihood of damage by any form of traffic.
- The connection from the meter outlet or riser to the mobile home must be made via a flexible metal connector approved for outdoor use. Copper is not permitted. The connector must be looped to prevent strain caused by settling or other movement of the home. (See section on flexible pipe on page 2).
- An approved shut off valve which requires only a simple wrench to operate, must be installed on the inlet side of the meter. Hand shut off valves are not permitted on the inlet side of the meter. Hand or wrench operated valves may be installed downstream of the meter.
- Black iron pipe must be used to pass through the skirting. The gas supply pipe system installed under the mobile home must be properly supported. Galvanized or copper materials may not be used.

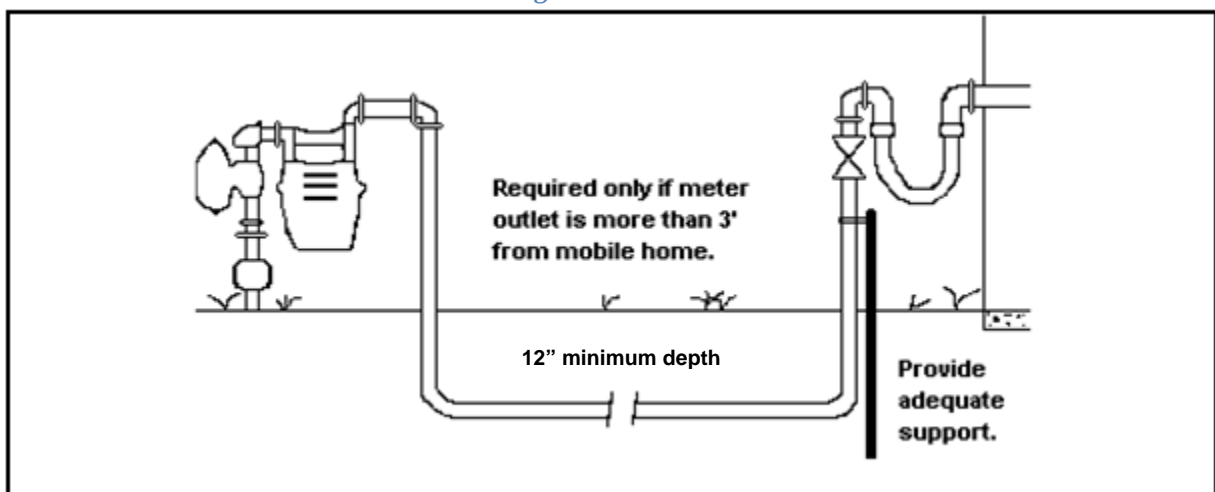
Figure 1



"GANG" TYPE METER RISERS

- If the meter outlet is located more than three (3) feet from the side or end wall of the mobile home, underground piping must be installed from the meter outlet to a riser terminating at a point 18 inches from the roadside wall and used as the point of connection to the mobile home.
- This riser must have an approved shut off valve installed immediately upstream from the point that the mobile home connection is made. This shut off valve must require only a simple wrench to operate and may not be located under the home. Hand shut off valves are not permitted. Plastic valves are not permitted.
- Adequate support for the riser must be provided.
- See Figure 2 and **Meter Risers Installed on Individual Lots** for further details.

Figure 2



Corrugated Stainless Steel Tubing (CSST) Pipe

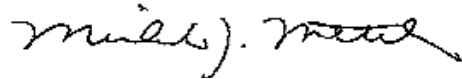
- Flexible (CSST) pipe must not come into contact with skirting material. Black iron pipe must be used to pass through the skirting. Galvanized or copper materials may not be used. This is to ensure that no physical contact will be made between skirting material and the CSST tubing that would cause mechanical wear.
- CSST cannot be buried or come into direct contact with the ground.
- Per NFPA 54: Section 7.13.2. CSST gas piping systems shall be bonded to the electrical service grounding electrode system at the point where the gas service enters the building. The bonding jumper shall not be smaller than 6 AWG copper wire or equivalent. The bonding connection to the gas piping system will be made in an exposed and accessible location near the gas service entrance (to the building), but not directly on the corrugated tubing.
- Meters that depend on the service supply line and/or the home piping for support shall not be directly connected to the CSST.

- Meters that are independently supported with a bracket can be directly connected to the CSST; direct CSST connections shall include a minimum 6 inch loop of tubing to accommodate differential settling and meter movement.

NOTE: Local utility and building codes may have more stringent requirements for the use of CSST. In that case local code takes precedence.

Corrugated stainless steel gas tubing (CSST) pipe must be installed per manufacturer's specifications. It is the responsibility of the CSST installer to be familiar with the installation requirements contained within the Design and Installation Guide of the CSST manufacturer and local regulations. In some cases, the CSST installer will be required to hire an electrician (who is familiar with the local electrical code requirements for bonding) to complete the bonding of the installation for both new and existing piping systems. The CSST installer is responsible to ensure that all proper permits pertaining to the complete gas piping installation are issued.

Approved: May 1995
Revised: May 6, 2011
Effective: May 16, 2011



MICHAEL METTLER, REHS, DIRECTOR
ENVIRONMENTAL PUBLIC HEALTH DIVISION